



Europe Cup, Igls

17/01/2016, 10:00 Uhr



4-man Bobsleigh

Rank	Intermediate Time	Run	Speed								
Rank	Start	2	3	4	5	Time	Behind	Start	3	4	Finish

1		LOCHNER Johannes / GLEICHMANN Chris / MROWKA Sebastian / SOMMER Matthias											LOCHNER Johannes
	Total: 1:43.18											GLEICHMANN Chris	
													MROWKA Sebastian
													SOMMER Matthias
													Total: 1:43.18


Run 1	5.13	18.38	26.18	33.52	44.11	51.52 (1)	-	127.1	35.0	89.8	127.1
-------	------	-------	-------	-------	-------	-----------	---	-------	------	------	-------


Run 2	5.13	18.39	26.22	33.59	44.23	51.66 (1)	-	126.6	35.0	89.7	126.6
-------	------	-------	-------	-------	-------	-----------	---	-------	------	------	-------

2		MAIER Benjamin / SOMOV Angel / RANGL Marco / MOLDOVAN Danut Ion											MAIER Benjamin
	Total: 1:43.44 (+0.26)											SOMOV Angel	
													RANGL Marco
													MOLDOVAN Danut Ion
													Total: 1:43.44 (+0.26)


Run 1	5.17	18.47	26.28	33.63	44.22	51.67 (2)	+0.15	126.2	34.7	89.9	126.2
-------	------	-------	-------	-------	-------	-----------	-------	-------	------	------	-------

Rank	Intermediate Time					Run	Speed				
Rank	Start	2	3	4	5	Time	Behind	Start	3	4	Finish
Run 2	5.16	18.46	26.29	33.69	44.34	51.77 (2)	+0.11	126.8	34.8	89.7	126.8

3  COSTERG Loic / BOUTHERIN Jeremie / PUJAR Yanniss / CASTELL Vincent
Total: 1:43.69 (+0.51)

 COSTERG Loic
BOUTHERIN Jeremie
PUJAR Yanniss
CASTELL Vincent
Total: 1:43.69 (+0.51)

Run 1	5.28	18.71	26.56	33.90	44.45	51.83 (3)	+0.31	127.6	34.0	89.6	127.6
Run 2	5.21	18.59	26.47	33.85	44.45	51.86 (3)	+0.20	127.3	34.5	89.3	127.3



4  WAGNER Florian / KRIEG Felix / WOBETO Philipp / SCHUESSLER Michael
Total: 1:43.81 (+0.63)

 WAGNER Florian
KRIEG Felix
WOBETO Philipp
SCHUESSLER Michael
Total: 1:43.81 (+0.63)


Run 1	5.27	18.65	26.49	33.85	44.45	51.86 (5)	+0.34	127.1	34.1	89.6	127.1
Run 2	5.22	18.58	26.44	33.83	44.50	51.95 (4)	+0.29	125.8	34.4	89.4	125.8


5 

 ANDRIANOV Maxim


Rank	Intermediate Time					Run	Speed							
Rank	Start	2	3	4	5	Time	Behind	Start	3	4	Finish			
	ANDRIANOV Maxim / CHUBAKOV Yuriy / KOSHELEV Roman / DANILEVSKIY Artur												CHUBAKOV	Yuriy
	Total: 1:43.92 (+0.74)												KOSHELEV	Roman
													DANILEVSKIY Artur	
													Total: 1:43.92 (+0.74)	
Run 1	5.25	18.62	26.47	33.86	44.52	51.97 (9)	+0.45	126.1	34.2	89.5	126.1			
Run 2	5.20	18.55	26.40	33.80	44.49	51.95 (4)	+0.29	125.8	34.5	89.4	125.8			
														
6	POPOV Dmitriy / UTKIN Pavel / MEDVEDEV VLADISLAV / ZAITSEV Vladimir												POPOV	Dmitriy
	Total: 1:43.98 (+0.80)												UTKIN	Pavel
													MEDVEDEV	VLADISLAV
													ZAITSEV Vladimir	
													Total: 1:43.98 (+0.80)	
Run 1	5.18	18.51	26.35	33.75	44.39	51.85 (4)	+0.33	126.6	34.7	89.5	126.6			
Run 2	5.18	18.53	26.40	33.86	44.61	52.13 (6)	+0.47	125.2	34.7	89.2	125.2			
														
7	HEFTI Beat / BAUMANN Alex / HOEPLI Andre / FERRARI Sandro												HEFTI	Beat
	Total: 1:44.03 (+0.85)												BAUMANN	Alex
													HOEPLI	Andre
													FERRARI Sandro	
													Total: 1:44.03 (+0.85)	


Rank	Intermediate Time					Run	Speed				
Rank	Start	2	3	4	5	Time	Behind	Start	3	4	Finish
Run 1	5.20	18.58	26.43	33.80	44.44	51.88 (6)	+0.36	126.7	34.5	89.4	126.7
Run 2	5.21	18.64	26.51	33.92	44.60	52.15 (8)	+0.49	126.3	34.5	89.1	126.3

8  DVORAK Dominik / KOPRIVA Jaroslav / SINDELAR Jan / NOSEK Jakub
Total: 1:44.09 (+0.91)

 DVORAK Dominik
KOPRIVA Jaroslav
SINDELAR Jan
NOSEK Jakub
Total: 1:44.09 (+0.91)


Run 1	5.14	18.51	26.38	33.81	44.50	51.96 (8)	+0.44	126.1	35.0	89.1	126.1
Run 2	5.13	18.55	26.44	33.90	44.63	52.13 (6)	+0.47	125.3	35.0	88.9	125.3

9  BRACHER Clemens / DOERIG Marco / KUONEN Michael / KNUSE Alain
Total: 1:44.26 (+1.08)

 BRACHER Clemens
DOERIG Marco
KUONEN Michael
KNUSE Alain
Total: 1:44.26 (+1.08)


Run 1	5.23	18.60	26.46	33.85	44.50	51.92 (7)	+0.40	126.1	34.3	89.4	126.1
Run 2	5.29	18.76	26.67	44.84	-	52.34 (14)	+0.68	126.0	33.9	88.8	126.0

Rank	Intermediate Time	Run	Speed								
Rank	Start	2	3	4	5	Time	Behind	Start	3	4	Finish


10  BUCHMUELLER Bennet / SCHERER Niklas / REICHLER Markus / ISSAM Ammour
Total: 1:44.32 (+1.14)


Run 1	5.27	18.74	26.61	34.00	44.63	52.04 (10)	+0.52	126.7	34.0	89.3	126.7
Run 2	5.29	18.77	26.65	34.08	44.80	52.28 (12)	+0.62	125.5	33.9	89.2	125.5


 BUCHMUELLER Bennet
SCHERER Niklas
REICHLER Markus
ISSAM Ammour
Total: 1:44.32 (+1.14)

11  HAFER Christoph / RADEMACHER Marc / HAMMERS Christian / SALZER Michael
Total: 1:44.34 (+1.16)

Run 1	5.27	18.67	26.52	33.90	44.61	52.09 (11)	+0.57	125.8	34.1	89.4	125.8
Run 2	5.26	18.69	26.57	34.00	44.74	52.25 (10)	+0.59	125.1	34.2	89.1	125.1

 HAFER Christoph
RADEMACHER Marc
HAMMERS Christian
SALZER Michael
Total: 1:44.34 (+1.16)

12  VRBA Jan / STOKLASKA Jan / SUCHY Dominik / HAVLIN Jakub

 VRBA Jan
STOKLASKA Jan

Rank Intermediate Time Run Speed

Rank Start 2 3 4 5 Time Behind Start 3 4 Finish


Total: 1:44.45 (+1.27)

Run 1 5.24 18.73 26.60 33.99 44.68 52.12 (12) +0.60 126.4 34.2 89.3 126.4

Run 2 5.23 18.79 26.70 34.13 44.85 52.33 (13) +0.67 126.0 34.4 88.9 126.0

SUCHY
HAVLIN Jakub
Total: 1:44.45 (+1.27)


Dominik

13  KOLB Lukas / ESTERHAMMER Franz / PLATZGUMMER Adrian / GLUECK Markus

Total: 1:44.46 (+1.28)

Run 1 5.39 18.95 26.84 34.22 44.84 52.24 (14) +0.72 127.0 33.3 89.2 127.0

Run 2 5.32 18.85 26.74 34.14 44.78 52.22 (9) +0.56 127.0 33.8 89.1 127.0


KOLB
ESTERHAMMER
PLATZGUMMER
GLUECK Markus
Total: 1:44.46 (+1.28)

Lukas
Franz
Adrian



14  POLONIATO Nick / DEMETRE Luke / SUNDERLAND Daniel / PATRICIAN Chris

Total: 1:44.59 (+1.41)




POLONIATO
DEMETRE
SUNDERLAND
PATRICIAN Chris
Total: 1:44.59 (+1.41)

Nick
Luke
Daniel

Rank	Intermediate Time					Run	Speed				
Rank	Start	2	3	4	5	Time	Behind	Start	3	4	Finish
Run 1	5.36	18.92	26.81	34.21	44.86	52.33 (16)	+0.81	126.5	33.5	89.1	126.5
Run 2	5.25	18.69	26.58	34.01	44.74	52.26 (11)	+0.60	125.2	34.2	89.1	125.2


 15  OLSEN Justin / FOGT Brent / WEINSTOCK Evan / MOREIRA Luis
 Total: 1:44.83 (+1.65)

Run 1	5.17	18.57	26.47	33.93	44.80	52.44 (19)	+0.92	123.4	34.7	88.8	123.4
Run 2	5.21	18.66	26.57	34.02	44.82	52.39 (15)	+0.73	125.2	34.4	88.7	125.2


 16  BINDILATTI Edson / MARTINS Edson Ricardo / GILSON VIANNA JERONIMO Erick / SOUZA da SILVA Rafael
 Total: 1:44.87 (+1.69)

Run 1	5.19	18.58	26.49	33.95	44.75	52.29 (15)	+0.77	125.2	34.6	88.7	125.2
Run 2	5.24	18.74	26.68	34.17	45.01	52.58 (18)	+0.92	124.9	34.3	88.4	124.9



OLSEN Justin
 FOGT Brent
 WEINSTOCK Evan
 MOREIRA Luis


Total: 1:44.83 (+1.65)



BINDILATTI Edson
 MARTINS Edson Ricardo
 GILSON VIANNA JERONIMO Erick
 SOUZA da SILVA Rafael


Total: 1:44.87 (+1.69)

Rank	Intermediate Time	Run	Speed								
Rank	Start	2	3	4	5	Time	Behind	Start	3	4	Finish


17  BAUMGARTNER Patrick / ZANAROTTO Danilo / CARUSO Rocco / VARIOLA Mattia
Total: 1:44.90 (+1.72)

Run 1	5.36	18.92	26.80	34.19	44.88	52.38 (18)	+0.86	125.7	33.5	89.2	125.7
Run 2	5.35	18.90	26.82	34.26	-	52.52 (16)	+0.86	-	33.5	88.7	-

 BAUMGARTNER Patrick
ZANAROTTO Danilo
CARUSO Rocco
VARIOLA Mattia
Total: 1:44.90 (+1.72)

18  NEGODAYLO ALEXEY / TARASOV IVAN / MALYKH Ilya / EDIDZHI RUSIET
Total: 1:44.92 (+1.74)

Run 1	5.33	18.83	26.73	34.17	44.88	52.37 (17)	+0.85	125.3	33.7	88.9	125.3
Run 2	5.36	18.91	26.85	34.30	-	52.55 (17)	+0.89	-	33.5	88.5	-

 NEGODAYLO ALEXEY
TARASOV IVAN
MALYKH Ilya
EDIDZHI RUSIET
Total: 1:44.92 (+1.74)

19  MATOUSEK Radek / EGYDY David / DOBES Adam / RUŽEK Rudolf

 MATOUSEK Radek
EGYDY David

Rank	Intermediate Time	Run					Speed				
Rank	Start	2	3	4	5	Time	Behind	Start	3	4	Finish

Total: 1:45.41 (+2.23)											
Run 1	5.31	18.92	26.84	34.29	45.01	52.48 (20)	+0.96	125.3	33.8	88.7	125.3
Run 2	5.35	19.09	27.07	34.58	45.37	52.93 (19)	+1.27	125.3	33.6	88.2	125.3

Total: 1:45.41 (+2.23)

DOBES Adam

RUŽEK Rudolf

Total: 1:45.41 (+2.23)

Run 1 5.31 18.92 26.84 34.29 45.01 52.48 (20) +0.96 125.3 33.8 88.7 125.3

Run 2 5.35 19.09 27.07 34.58 45.37 52.93 (19) +1.27 125.3 33.6 88.2 125.3



20 BIDDULPH Oliver / ORO-CAMPOS Justin / HEDGER James / GILLING Tremayne

Total: 52.49



BIDDULPH Oliver

ORO-CAMPOS Justin

HEDGER James

GILLING Tremayne

Total: 52.49

Run 1 5.35 18.93 26.85 34.30 45.03 52.49 (21) +0.97 125.5 33.6 88.8 125.5

Run 2 - - - - - - - - - - -



21 SUTER Martin / MEIER Martin / WOLF Florian / ACHERMANN Florian

Total: 52.50



SUTER Martin


MEIER Martin

WOLF Florian

ACHERMANN Florian

Total: 52.50

Rank	Intermediate Time	Run					Speed				
Rank	Start	2	3	4	5	Time	Behind	Start	3	4	Finish




 24 HALL Bradley / TOGUN Nathan / LEWIS-FRANCIS Mark / McCULLOUGH YOUNG Ben

 Total: 52.75

Run 1	5.31	18.85	26.78	34.25	45.11	52.75 (25)	+1.23	123.0	33.8	88.6	123.0
Run 2	-	-	-	-	-	-	-	-	-	-	-






 HALL Bradley

 TOGUN Nathan

 LEWIS-FRANCIS Mark

 McCULLOUGH YOUNG Ben

 Total: 52.75




 25 HOLINGER Tim / KELLENBERGER Christof / ZERIC Eldin / GYSIN Ramon

 Total: 52.97

Run 1	5.51	19.19	27.14	34.60	45.42	52.97 (26)	+1.45	124.3	32.6	88.5	124.3
Run 2	-	-	-	-	-	-	-	-	-	-	-






 HOLINGER Tim

 KELLENBERGER Christof

 ZERIC Eldin


 GYSIN Ramon

 Total: 52.97



 26 CONSTANTIN Maria Adela / GRECU Andreea / TENTEA Mihai Christian / NICOLAE GEORGE FLORIAN





 CONSTANTIN Maria Adela

 GRECU Andreea

Rank	Intermediate Time					Run	Speed				
Rank	Start	2	3	4	5	Time	Behind	Start	3	4	Finish

Total: 53.18

TENTEA Mihai Christian
 NICOLAE GEORGE FLORIAN
 Total: 53.18

Run 1	5.51	19.20	27.19	34.72	45.58	53.18 (27)	+1.66	124.5	32.6	87.9	124.5
Run 2	-	-	-	-	-	-	-	-	-	-	-

Run 2	-	-	-	-	-	-	-	-	-	-	-
-------	---	---	---	---	---	---	---	---	---	---	---



27 MEYERS TAYLOR Elana / EBERLING Katie / HURLEY Kristen / EVANS Terra

Total: 54.13



MEYERS TAYLOR Elana
 EBERLING Katie
 HURLEY Kristen
 EVANS Terra
 Total: 54.13

Run 1	5.68	19.56	27.62	35.25	46.37	54.13 (28)	+2.61	122.1	31.6	87.2	122.1
Run 2	-	-	-	-	-	-	-	-	-	-	-

Run 2	-	-	-	-	-	-	-	-	-	-	-
-------	---	---	---	---	---	---	---	---	---	---	---



28 RISSLING Alysia / CORRENTE Julia / McCUE Janine / LEE Kasha

Total: 54.19



RISSLING Alysia
 CORRENTE Julia
 McCUE Janine
 LEE Kasha
 Total: 54.19

